

Appendix 1: Project A - The BASE2



A118252_100 Masterplan
20039-ASK-001_Site plan
20039-ASK-002_Ground floor plan
20039-ASK-003_First floor plan
20039-ASK-004_Second floor plan
20039-ASK-005_Rooftop accommodation plan
20039-ASK-006_Roof plan
20039-Leyland Base-Accommodation schedule
BASE 2 Stage 2 Report (not available yet)



NOTES

This drawing is the copyright of WYG Environment Planning Transport Ltd 2020 ©. All rights reserved. Registered in England Number: 3050297.

Based upon Ordnance Survey data with the permission of Ordnance Survey on behalf of the controller of Her Majesty's Stationary Office, © Crown Copyright. License No: AR 100017603. Contractors, Sub-contractors and suppliers are to check all relevant dimensions and levels of the site and building before commencing any shop drawings or building work. Any discrepancies should be recorded to the Architect. Where applicable this drawing is to be read in conjunction with the Consultants' drawings.

- KEY**
- Existing Buildings
 - Car Parking
 - Existing Trees
 - Road
 - Paving and Public Realm Improvements
 - Different Material used for Paving and Public Realm Improvements
 - Proposed Trees
 - Proposed Buildings
 - Proposed New One Way System
 - Proposed New On Street Parking Bays
1. Improve Signage and Visual Connection to The British Commercial Vehicle Museum
 2. Mural/Advertisement for The British Commercial Vehicle Museum on Northern Elevation
 3. Proposed New Landmark Statue to reflect that on Hough Lane
 4. Remove Impermeable Wall to Engage Pedestrian Movement and Visual Connection to Hough Lane
 5. Relocate Landmark Leyland Clock
 6. Public Art Installation

REVISIONS

REV	DESCRIPTION	DATE	AUTHOR	CHK'D



PROJECT

Leyland Town Centre

Leyland

DRAWING

Masterplan

SCALE	DATE	AUTHOR	CHK'D
NTS @ A1	20/08/20	HH	AC

DRAWING NO.	REV
A118252_100	-

WYG
Quay West at MediaCityUK, Trafford Wharf Road,
Trafford Park, Manchester, M17 1HH
t: 0161 872 3223 w: www.wyg.com

1. Do not scale from this drawing
2. This drawing is to be checked with all other relevant drawings
3. Any discrepancies check with WYG, if in doubt ask
4. Drawings to be used for purposes of the issue and noted on the plan




ArkleBoyce.

www.arkleboyce.co.uk

Dwg original size: A3

-	10.09.2020	Preliminary issue	TH	JA
Rev.	Date	Notes	Drawn	Checked

Drawing No. 20039-ASK-002



Notes:


Copyright ArkleBoyce architects Ltd.

Unless indicated, this drawing is for information only.
Do not scale, use figured dimensions only.
All dimensions to be checked on site.
Drawing subject to statutory approvals.
Drawings to be read in conjunction with all relevant
Architects' Services and Structural Engineers' drawings.

Dwg original size: A2

[illegible]

Project:	Leyland Town Deal - BASE Building	Project No.	20039
Client	WYG		
Date	September 2020	Revision	
Drawing Title	Proposed Ground Floor Plan	-	
Status	PRELIMINARY ISSUE		
Scale	1:100@A2	Drawing No.	20039-ASK-002



Notes:

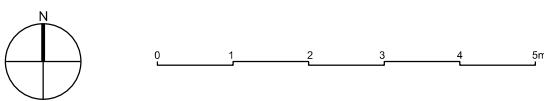
Copyright ArkleBoyce architects Ltd.

Unless indicated, this drawing is for information only.
Do not scale, use figured dimensions only.
All dimensions to be checked on site.
Drawing subject to statutory approvals.
Drawings to be read in conjunction with all relevant
Architects' Services and Structural Engineers' drawings.

Dwg original size: A2

[illegible]

Project:	Leyland Town Deal - BASE Building	Project No.	20039
Client	WYG		
Date	September 2020	Revision	
Drawing Title	Proposed First Floor Plan	-	
Status	PRELIMINARY ISSUE		
Scale	1:100@A2	Drawing No.	20039-ASK-003



Notes:

Copyright ArkleBoyce architects Ltd.

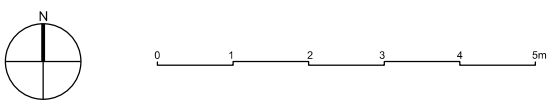
Unless indicated, this drawing is for information only.
Do not scale, use figured dimensions only.
All dimensions to be checked on site.
Drawing subject to statutory approvals.
Drawings to be read in conjunction with all relevant
Architects', Services and Structural Engineers' drawings.

Dwg original size: A2

Revisions					
-	10/09/2020	Preliminary issue		TH	JA
Rev.	Date	Notes		Drawn	Checked

Revisions				
Rev.	Date	Notes	Drawn	Checked

Project:	Leyland Town Deal - BASE Building	Project No.	20039
Client	WYG		
Date	September 2020	Revision	
Drawing Title	Proposed Second Floor Plan	-	
Status	PRELIMINARY ISSUE		
Scale	1:100@A2	Drawing No.	20039-ASK-004

[illegible][illegible]

Project:	Leyland Town Deal - BASE Building	Project No.	20039
Client	WYG		
Date	September 2020	Revision	
Drawing Title	Roof Plan	-	
Status	PRELIMINARY ISSUE		
Scale	1:100@A2	Drawing No.	20039-ASK-006

Ground floor	Room	Area (m2)	Area (ft2)
	Entrance 01	7.8	84
	Entrance 02	17	183
	Seating	65.7	707
	Café	16.8	181
	Café seating	51.5	554
	Informal seating	9.8	105
	Flexible space	96.4	1038
	Flexible exhibition/event 01	39.9	429
	Flexible exhibition/event 02	60.8	654
	Maker workshop	40.5	436
	Reprographic room	19.7	212
	Chair/staging store	26.3	283
	WC block	31.9	343
	Plant	20.5	221
	Deliveries	14.2	153
	Stair	19.9	214
	Stair	3	32
	Stair	3	32
	Lift	3.1	33
	FF Lift	3.1	33
	Circulation	29	312
	Riser	2	22
	Riser	2	22
	Subtotal Area	583.9	6285
	Structure and partitions	28.8	310
	Subtotal GIA	612.7	6595
First floor	Room	Area (m2)	Area (ft2)
	Training room 01	40.2	433
	Training room 02	30	323
	Training room 03	30	323
	Training room 04	39.8	428
	FM Office	13.6	146
	Control room	13	140
	Live room	29.1	313
	Booth	6.9	74
	Lobby	4.4	47
	Audio engineering	14.4	155
	4 Person meeting	10.7	115
	6 Person meeting	12.6	136
	8 Person meeting	18	194
	10 Person meeting	23.8	256
	Informal seating	5.1	55
	Informal seating	16.6	179
	informal seating	3.6	39
	WC block	31.9	343
	Stair	19.9	214
	Stair	6.8	73
	Stair	6.8	73
	Stair	3.7	40
	Lift	3.1	33
	FF Lift	3.1	33
	Circulation	89.5	963
	Riser	2	22
	Riser	2	22
	Subtotal Area	480.6	5173
	Structure and partitions	34.7	374
	Subtotal GIA	515.3	5547
Second floor	Room	Area (m2)	Area (ft2)
	2 Desk unit	13.6	146
	4 Desk unit	30.5	328
	4 Desk unit	29.2	314
	6 Desk unit	45.9	494
	6 Desk unit	45.8	493
	6 Desk unit	40.5	436
	10 Desk unit	70.3	757
	Drop in/coworking	60.1	647
	Informal meeting/kitchenette	30.8	332
	Informal seating	31.8	342
	WC block	31.9	343
	Stair	19.9	214
	Stair	6.8	73
	Lift	3.1	33
	FF Lift	3.1	33
	Circulation	70.4	758
	Riser	2	22
	Riser	2	22
	Subtotal Area	537.7	5788
	Structure and partitions	27.3	294
	Subtotal GIA	565	6082
Roof accomm.	Room	Area (m2)	Area (ft2)
	WC	2.7	29
	WC	2.7	29
	PV inverter room	10.8	116
	Stair	19.5	210
	Lift	3.1	33
	FF Lift	3.1	33
	Circulation	20	215
	Subtotal Area	61.9	666
	Structure and partitions	5.1	55
	Subtotal GIA	67	721
	TOTAL Area	1664.1	17912
	TOTAL GIA	1760	18944